

Approximate Nearest Neighbor Queries in Fixed Dimensions*

Sunil Arya[†]

David M. Mount[‡]

Abstract

Given a set of n points in d -dimensional Euclidean space, $S \subset E^d$, and a query point $q \in E^d$, we wish to determine the *nearest neighbor* of q , that is, the point of S whose Euclidean distance to q is minimum. The goal is to preprocess the point set S , such that queries can be answered as efficiently as possible. We assume that the dimension d is a constant independent of n . Although reasonably good solutions to this problem exist when d is small, as d increases the performance of these algorithms degrades rapidly. We present a randomized algorithm for approximate nearest neighbor searching. Given any set of n points $S \subset E^d$, and a constant $\epsilon > 0$, we produce a data structure, such that given any query point, a point of S will be reported whose distance from the query point is at most a factor of $(1 + \epsilon)$ from that of the true nearest neighbor. Our algorithm runs in $O(\log^3 n)$ expected time and requires $O(n \log n)$ space. The data structure can be built in $O(n^2)$ expected time. The constant factors depend on d and ϵ . Because of the practical importance of nearest neighbor searching in higher dimensions, we have implemented a practical variant of this algorithm, and show empirically that for many point distributions this variant of the algorithm finds the nearest neighbor in moderately large dimension significantly faster than existing practical approaches.

1 Introduction

Finding nearest neighbors is among the most fundamental problems in computational geometry and the study of searching algorithms in general. The *nearest neighbor* problem is: given a set of n points in d -dimensional space, $S \subset E^d$, and given a query point $q \in E^d$, find the point of S that minimizes the Euclidean distance to q . We assume that the d is a constant, independent of n . Of course the problem can be solved by brute force in $O(n)$ time, by simply enumerating all the n points

S and computing the distance to q . More efficient approaches are based on preprocessing the points S and creating a data structure so that, given a query point q , the nearest neighbor can be computed quickly.

The nearest neighbor problem is a problem of significant importance in areas such as statistics, pattern recognition, and data compression. Our particular interest arose from an application of data compression for speech processing involving the technique of *vector quantization*. This technique relies on the ability to solve nearest neighbor queries efficiently in moderate dimensions (e.g. from 8 to 64). Speech waveform is sampled and the samples are grouped into vectors of length d , and the index of the nearest neighbor among a set of *codeword vectors* is transmitted. It has been observed by researchers in the area [10] that it would be desirable to extend vector quantization to higher dimensions than, say 8, but a major bottleneck is the difficulty of solving the nearest neighbor search problem in these dimensions.

The nearest neighbor problem can be solved in $O(\log n)$ time in 1-dimension space by binary search, and in $O(\log n)$ time in the plane through the use of Voronoi diagrams and point location [15]. However, as dimension increases, the difficulty of solving the nearest neighbor problem, either in time or space, seems to grow extremely rapidly. Clarkson presented a randomized $O(\log n)$ expected time algorithm for finding nearest neighbors in fixed dimension based on computing Voronoi diagrams of randomly sampled subsets of points (the RPO tree) [6]. However in the worst case the space needed by his algorithm grows roughly as $O(n^{\lceil d/2 \rceil + \delta})$, and this is too high for our applications. Yao and Yao [24] observed that nearest neighbor searching can be solved in linear space and barely sublinear time $O(n^{f(d)})$, where $f(d) = (\log(2^d - 1))/d$, but such a small asymptotic improvement is not really of practical value. The most practical approach to the problem known for higher dimensions is the k - d tree algorithm due to Friedman, Bentley, and Finkel [9]. The expected case running time of the k - d tree is logarithmic, but this only holds under fairly restrictive assumptions on the input distribution. The running time of the k - d tree algorithm can be as bad as linear time for certain inputs, although experimental evidence suggests that its per-

*David Mount has been supported by National Science Foundation Grant CCR-89-08901.

[†]Department of Computer Science, University of Maryland, College Park, Maryland, 20742

[‡]Department of Computer Science and Institute for Advanced Computer Studies, University of Maryland, College Park, Maryland, 20742

formance is typically much better. Within the field of speech processing there have been a number of rather ad hoc techniques suggested for speeding up the naive linear time algorithm [5], [2], [18]. However, these succeed in only a rather modest constant factor improvement.

In this paper we show that if one is willing to consider *approximate* nearest neighbors rather than exact nearest neighbors, it is possible to achieve efficient performance for both space and query time, *irrespective of input distribution*. Given any constant $\epsilon > 0$, we say that a point p is a $(1 + \epsilon)$ -nearest neighbor of a query point q if the ratio of distances from q to p and from q to its nearest neighbor is at most $(1 + \epsilon)$. In particular we show the following:

THEOREM 1.1. *Given any n element point set $S \subset E^d$ and any constant $\epsilon > 0$, using randomization, one can preprocess S in $O(n^2)$ expected time, store the result in a data structure of size $O(n \log n)$, so that $(1 + \epsilon)$ -nearest neighbor queries can be answered in $O(\log^3 n)$ expected time.*

The constants hidden by the asymptotic notation are functions of both ϵ and d . The important features of our algorithm are:

- This is the first algorithm for nearest neighbor searching (approximate or exact) that achieves both polylogarithmic search time and nearly linear space.
- The random variation in running time of the query processing is independent of the point set S or query point q , and depends only on the effects of randomization.
- The algorithm and data structure are simple and easy to implement.

The only real drawback to a direct implementation of our algorithm (as it is presented) is that the constant factors derived in our analysis are too large to make this approach practically competitive for moderately high dimensions (e.g. $d \geq 8$) and reasonably small error factors (e.g. $\epsilon \leq 0.1$). However, we feel that this general approach is of importance, and to establish this we present a practical variant of our algorithm. We have performed numerous experiments on both synthetically derived data as well as actual data (from speech compression applications) to show that the general approach is significantly faster than the known practical approaches to the problem, including the k - d tree.

Matoušek has conjectured that $\Omega(n^{1-1/\lfloor d/2 \rfloor})$ is a lower bound for the halfspace emptiness problem [14] (assuming linear space). The ball emptiness problem is a generalization of this problem (to spheres of infinite radius) and so any lower bound would also hold.

However the ball emptiness problem can be reduced to a single nearest neighbor query (at the center of the ball). In light of this, if one is limited to roughly linear space and desires polylogarithmic performance in high dimensions then approximation may be the best one can reasonably hope for.

2 The Randomized Neighborhood Graph

In this section we discuss our algorithm for finding approximate nearest neighbors for a set of n points $S \subset E^d$. Our approach is based on some simple techniques, which can be viewed as a generalization of a “flattened” skiplist in higher dimensions [16]. The data structure itself consists of a directed graph (with some additional structural information) whose vertex set is S and such that each vertex has degree $O(\log n)$. For each point $p \in S$ we cover E^d with a constant number of convex cones all sharing p as a common apex, and whose angular diameter δ is bounded above by a function of ϵ . The cones need not be circular. A method for constructing such a set of cones is given by Yao [23]. The number of cones centered at p is a function of d and ϵ but independent of n .

For each of these cones, we add a directed edge from p to $O(\log n)$ points of S lying within the cone. We determine these neighbors of p by the following randomized process. The points of $S - \{p\}$ are permuted randomly. The rank of each point in this permutation is called its *index* relative to p . For each cone c centered at p , we consider the points r lying within this cone. An edge from p to r is added if r is the nearest to p among all points of lower index in this cone. The resulting set of neighbors, denoted $N_c[p]$, is stored in a list. It follows from standard probabilistic arguments that the expected degree of a point is $O(\log n)$. If necessary, by repeating this process a constant number of times in the expected case, we can guarantee that each vertex has degree $O(\log n)$. Observe that if a cone is nonempty then there is at least one neighbor of p in the cone (namely the point closest to p in the cone). The resulting graph is called the *randomized neighborhood graph* for S , and is denoted $NG_d(\delta, S)$. An example of this applied to a single cone is shown in Fig. 1.

One property of the randomized neighborhood graph is given in the following lemma.

LEMMA 2.1. *Given any $\epsilon > 0$, there is an angular diameter δ (depending on ϵ) such that given any query point q and any point $p \in S$, if p is not a $(1 + \epsilon)$ -nearest neighbor of q , then there is a neighbor of p in $NG_d(\delta, S)$ that is closer to q than p is.*

Proof. (Sketch) Suppose that p is not a $(1 + \epsilon)$ -nearest neighbor of q . Normalize distances so that p lies on a sphere of radius $(1 + \epsilon)$ centered at q .

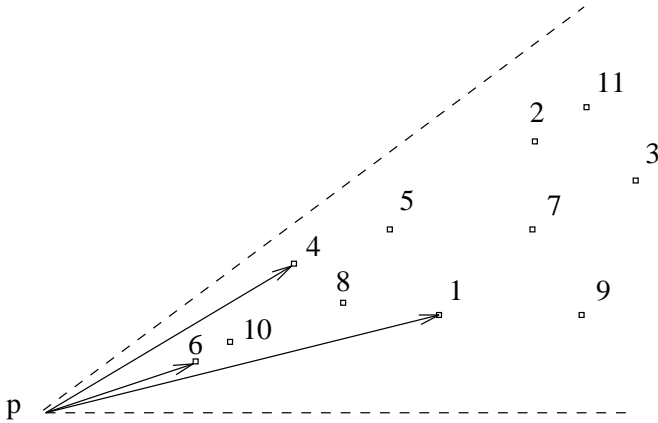


Figure 1: Randomized neighborhood graph.

(Throughout, unless otherwise stated, we use the term *sphere* to signify a $(d - 1)$ dimensional hypersphere centered at the query point.) Then there is a point r that lies within a sphere of radius 1 centered at q . Define the *angular distance* between any two points that are equidistant from p to be the angle between two rays emanating from p passing through these points, and define the angular distance between these two spheres to be the infimum of this distance among all equidistant pairs, one point taken from each of the spheres. It is a straightforward geometric exercise to show that for $\epsilon > 0$ the angular distance between these two spheres is greater than zero. Let δ be any positive value less than this angular distance.

Consider a cone whose apex is at p that contains r . If p has an edge to r then we are done. If not there must be a neighbor s of p in this cone that is closer to p than r is. Again, it is a straightforward geometric argument that, given our choice of δ , s is closer to q than p is, completing the proof. \square

This lemma implies that, starting at any point $p \in S$, we can walk to a $(1 + \epsilon)$ -nearest neighbor of the query point q along a path whose distances to q decreases monotonically. One might imagine any of a number of different search strategies. For example, a simple *greedy search* would be, from each point p , visit next the neighbor of p that is closest to the query point. In spite of its intuitive appeal we do not have bounds on the asymptotic performance of greedy search.

Our search strategy is based on a modification of a simple randomized strategy. We give an intuitive explanation of the simple strategy and why it fails. Let p be the point that is currently being visited by the search, and define the set $Cl(p)$ to be the subset of S whose distance to q is strictly less than p 's distance to q . These points lie within a sphere centered at q whose radius is the distance from q to p , $dist(q, p)$. Consider the point

$r \in Cl(p)$ of lowest index with respect to p . Since r could be any point of $Cl(p)$ with equal probability, the number of points of $Cl(p)$ that are closer to q than r is expected to be roughly $|Cl(p)|/2$. Thus, if r is a neighbor of p in $NG_d(\delta, S)$, by moving from p to r , we eliminate half of the remaining points from consideration in the expected case.

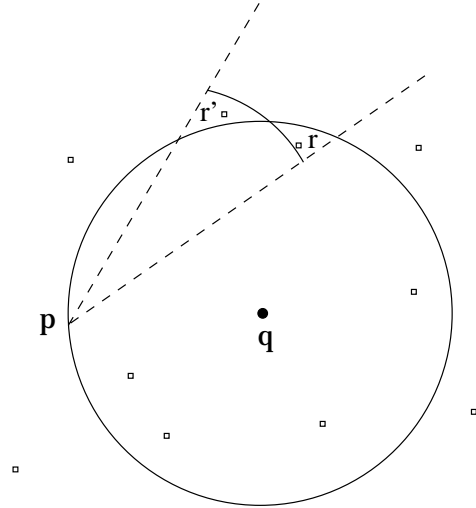


Figure 2: Pruning.

The problem with this proposed search strategy is that r need not be a neighbor of p , and so such a transition may not be possible. To understand why this is, we introduce a concept called pruning. We say that a point r lying within $Cl(p)$ is *pruned* if, for all cones centered at p that contain r , there exists some point r' lying inside the same cone and outside $Cl(p)$ (and hence further from q than p) having lower index than r (relative to p), such that $dist(p, r') < dist(p, r)$. See Fig. 2. Clearly, if r is pruned then it is not a neighbor of p . Thus r' has effectively eliminated r as a possible neighbor of p , but because we demand that the path to q be monotonically decreasing in distance, we are not able to visit r' .

In order to get around the pruning problem we exploit a few basic properties about the randomized neighborhood graph and pruning. We state these intuitively here, but they are made precise in the proof of Lemma 2.2 and affect the choice of δ , the angular diameter of the cones. First, because pruning occurs within cones (and not between cones) it is confined locally to points lying relatively near the surface of the sphere (centered at q and of radius $dist(q, p)$).

Before stating the second fact we give a definition. We assume that the sets of cones centered around the points of S are equal up to translation. Each directed edge of the neighborhood graph is naturally associated

with a cone centered at its tail, which contains the head of the edge. A path p_1, p_2, \dots, p_k in the randomized neighborhood graph is said to be *pseudo-linear* if the associated cones for every edge on the path share a common axis. See Fig. 3(a). Our interest in pseudo-linear paths is that they behave very much like paths that arise in a one-dimensional skiplist because later cones on the path contain a subset of the data points, and hence we can easily measure progress by the number of points eliminated. The second property is that if p is not a $(1 + \epsilon)$ -nearest neighbor of q , then there exists a pseudo-linear path from p of expected length $O(\log n)$ to a point that lies closer to q than any of the pruned points (and this path can be constructed in $O(\log^2 n)$ expected time). Intuitively, it is this second observation that allows us to circumvent the problem of pruning by “shortcutting” around the pruned points along a path of logarithmic length. We summarize these observations in the following lemma.

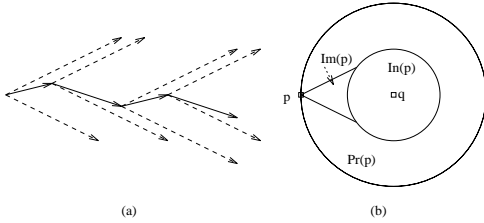


Figure 3: Paths and Partitioning.

LEMMA 2.2. *Given a set of n points S in E^d and a constant $\epsilon > 0$, there exists $\delta > 0$ (a function of ϵ), such that given any query point $q \in E^d$ and any point $p \in S$, the set of points $Cl(p) \subset S$ of points closer to q than p , can be partitioned into three subsets, $Pr(p)$ (for “prunable”) $In(p)$ (for “inner”), and $Im(p)$ (for “intermediate”) such that:*

- (i) *the pruned points of $Cl(p)$ lie only in $Pr(p)$,*
- (ii) *the points of $In(p)$ are all closer to q than any point of $Pr(p) \cup Im(p)$,*
- (iii) *if p is not a $(1 + \epsilon)$ -nearest neighbor of q , then there exists a pseudo-linear path in $NG_d(\delta, S)$ from p to a point of $In(p)$, traveling through $Im(p)$, that can be computed in $O(\log^2 n)$ expected time,*
- (iv) *membership in each of these sets can be determined in $O(1)$ time.*

Proof. (Sketch) Before giving the proof of the lemma, we need to give some terminology and make some observations. Let δ denote the angular diameter of the cones (this value will be determined later). Let c be the index of some cone, and let $cone_c(p)$ denote the geometric cone whose apex is at p . We shall regard cones

with the same index and centered at different points as having the same shape and orientation. Let $core_c(p)$ denote the points lying within $cone_c(p)$ whose angular distance from the central axis of the cone is some small fraction of δ (any fraction less than $1/2$ will work). Then given any point r inside $core_c(p)$, it can be shown that, for any point s inside $cone_c(p)$ and sufficiently close to p (relative to the distance between p and r), r lies within the parallel cone centered at s , $cone_c(s)$. Second observe that we can partition space so that every point lies within the core of some cone, by first covering space with smaller cones having diameter that of the core, and then growing these smaller cones to attain the diameter δ .

Now we return to the proof of the lemma. Normalize distances so that p lies on a sphere of radius $(1 + \epsilon)$ from q , called the *outer* sphere. Let the *base* sphere be a sphere of radius 1 centered at q and let the *inner* sphere be a sphere also centered at q which lies between the base sphere and outer sphere, and whose radius is $1 + \alpha\epsilon$ for some suitably chosen $\alpha < 1$. We will construct δ sufficiently small so that no point within the inner sphere can be pruned (this also ensures that no point within the base sphere can be pruned). Let C' denote the subset of cones centered at p whose cores intersect the base sphere. Assuming δ is sufficiently small, each cone in C' is cut by the inner sphere into a finite cone, called a *cap*, whose apex is at p and whose base lies on the inner sphere. We choose α close enough to 1 so that, for any point r in the base sphere lying in the core of some cone, and any point s in the cap of this cone, the ratio of distances between p and s , and p and r is sufficiently small. This allows us to use our earlier observations to claim that r lies within the parallel cone centered at any point in the cap.

Let $Im(p)$ be the set of points lying in the caps for each cone in C' , let $In(p)$ be the set of points lying in the inner sphere, and finally let $Pr(p)$ be all remaining points. See Fig. 3(b). Facts (ii) and (iv) follow immediately from our definitions. It is not hard to show that for sufficiently small δ the points in $Im(p)$ cannot be pruned, from which (i) follows. To show (iii), recall that if p is not a $(1 + \epsilon)$ -nearest neighbor of q , then there is a point r inside the base sphere lying within the core of some cone in C' . Although we do not know which cone it is, we can try them all, since there are only a constant number of cones. For each cone index c we restrict attention to the data points lying inside $cone_c(p)$ and do the following. First we check if there is an edge from p to any point in the inner sphere and lying inside $cone_c(p)$. If yes, we are done. Otherwise if there is an edge from p to a point in the cap, then we select such a point s of lowest index and repeat the

procedure at point s (for details, see the while loop in the pseudo-code below). If there is no such point we go on to examine the next cone index.

The point s of lowest index in the cap is a random point in the cap, and since the parallel cone centered at s is contained within p 's cone, we expect at most half of the remaining data points of the cap to lie within s 's cone. Thus in the expected case, after $O(\log n)$ such steps, each step taking $O(\log n)$ time, we terminate. This gives an expected cost of $O(\log^2 n)$ for this procedure. At termination, we are guaranteed to find a point that lies within the inner sphere because if point r inside the base sphere lies within $core_c(p)$, then it also lies inside every parallel cone centered at every point inside the cap of $cone_c(p)$. Thus for cone index c we must finally arrive at a point in the inner sphere. \square

The search algorithm operates as follows. We assume that the randomized neighborhood graph $NG_d(\delta, S)$ has already been computed. This can be done easily in $O(n^2)$ expected time. The starting point p can be any point in S initially. Letting p denote the current point being visited, consider p 's neighbor of lowest index lying within $Cl(p)$. If this point lies in $In(p)$, then we continue with this point. If not, we apply part (iii) of the previous lemma to find such a point. If the search fails, then we return p as the approximate nearest neighbor.

Let us describe the search in greater detail. Let $N_c[p]$ denote the set of neighbors of p in cone c , let $N[p]$ be the set of all p 's neighbors, and let $NCones$ denote the total number of cones centered at a point. We index the cones centered at a point from 1 to $NCones$. Let $low_p(B)$ denote the point with lowest index relative to point p in a set of points B . The while-loop computes the pseudo-linear path described in part (iii) of the previous lemma.

```

function  $NN(p, q)$  {
  Let  $r := low_p(N[p] \cap Cl(p))$ ;
  if ( $r \in In(p)$ ) return( $NN(r, q)$ );
  for  $c := 1$  to  $NCones$  do {
     $r := p$ ;
    while ( $N_c[r] \cap (Im(p) \cup In(p)) \neq \emptyset$ ) do {
      if ( $N_c[r] \cap In(p) \neq \emptyset$ ) {
         $s :=$  any point in  $N_c[r] \cap In(p)$ ;
        return( $NN(s, q)$ );
      }
    }
    else
       $r := low_r(N_c[r] \cap Im(p))$ ;
  }
}
return( $p$ );
}

```

Observe that all the set operations can be performed in $O(\log n)$ time by enumerating the elements of either $N[p]$ or $N_c[r]$ and applying the appropriate membership tests for $Cl(p)$, $Pr(p)$, $In(p)$ or $Im(p)$. To verify the correctness of the above procedure, observe that if p is not a $(1 + \epsilon)$ -nearest neighbor, then Lemma 2.2 implies that there is a pseudo-linear path to a point which is strictly closer to q than p , and hence the search will succeed in finding such a point.

To establish the running time of the search procedure we show that the number of recursive calls made to function NN is $O(\log n)$ in the expected case. As mentioned before the expectation is computed over all possible choices of random permutations made in the construction of $NG_d(\delta, S)$, and hence is independent of S , and q . Our basic assertion is that with each successive call to NN , with fixed probability, the number of points that are closer than the current point to q decreases by a constant factor. Informally the argument is based on two cases, $|Pr(p) \cup Im(p)| > |In(p)|$ and $|Pr(p) \cup Im(p)| \leq |In(p)|$. In the former case, after $O(\log^2 n)$ expected effort we either terminate, or make a new recursive call with a remaining set of points of size at most

$$|In(p)| \leq \frac{|Pr(p) \cup Im(p)| + |In(p)|}{2} \leq \frac{|Cl(p)|}{2},$$

and hence at least half of the points have been eliminated from further consideration. In the latter case, with probability at least $1/2$, the point of lowest index (with respect to p) in $Cl(p)$ is in $In(p)$, and hence cannot be pruned. In this case, using an argument similar to the one used for the simple randomized search, it follows that we expect at least half of the points of $In(p)$ to be eliminated from consideration by the point of lowest index (along with every point in $(Pr(p) \cup Im(p))$) implying that at least half of the points are expected to be eliminated. Summarizing, in the first case we eliminate at least half the points after $O(\log^2 n)$ effort, and in the second case we eliminate half the points in one step with probability at least $1/2$. In the second case the cost of a step is $O(\log n)$ (proportional to the number of neighbors of p).

LEMMA 2.3. *The expected number of recursive calls to NN is $O(\log n)$, and hence the expected running time of the search procedure is $O(\log^3 n)$.*

3 A Practical Variant

Although the results of the previous section are theoretically appealing, for practical instances of the nearest neighbor search problem, the algorithm as presented will not be competitive with other practical approaches to the problem. The reason is that as a function of ϵ ,

the number of cones grows asymptotically as $\Omega(1/\epsilon^{d-1})$ (for sufficiently small ϵ). In this section we describe a variant of the neighborhood graph method designed to perform well for realistic instances of the problem, even though the formal complexity and performance bounds shown in the previous section are not guaranteed to hold. We feel that these results suggest that this approach holds promise as a practical approach to nearest neighbor searching in higher dimensions.

The proposed variant consists of the following principal modifications to the randomized neighborhood graph scheme introduced in the previous section.

- To reduce the degree of the graph, we use a pruning scheme similar to the one used in the *relative neighborhood graph* [13], [21]. As we shall see the resulting graph is significantly sparser.
- To further reduce the degree of the graph by an $O(\log n)$ factor we abandon the randomized “skiplist” construction. Our empirical experience suggests that the “long” edges introduced by this part of the construction can be simulated cheaply by simply choosing a better starting point. This can be done by constructing a k - d tree for the point set (as part of the preprocessing), and choosing the starting point from the leaf node of the tree containing the query point.
- Given the increased sparseness of the resulting graph, it is not reasonable to assume that the points along the search path will decrease monotonically in distance to the query point. We maintain the list of candidate points consisting of the neighbors of all the visited points. Repeatedly among the unvisited candidates, we select the closest to the query point. The resulting search path may not be monotone, but always attempts to move closer to the query point without repeating points.

In summary we decrease the degree of the neighborhood graph, but at an additional cost to the number of steps needed in the search. It is not hard to devise worst case scenarios where this scheme will perform quite poorly. However in most practical situations the search quickly converges to the nearest neighbor.

Let us begin by describing the revised neighborhood graph. It is quite similar to the relative neighborhood graph [13, 21]. The *relative neighborhood graph* of a set of points $S \subset E^d$ is an undirected graph in which two points p and q are adjacent if there is no point that is simultaneously closer to both points. Our modified neighborhood graph is a directed graph based on the following pruning rule. For each point $p \in S$, we consider the remaining points of S in increasing order of distance from p . We remove the closest point r

from this sequence, create a directed edge from p to r , and remove from further consideration all points s such that $dist(p, s) > dist(r, s)$. Intuitively, since r is closer to both p and s than they are to one another, the points s are not considered neighbors of p . This process is repeated until all points are pruned. This graph is equivalent to a graph presented by Jaromczyk and Kowaluk [11], which was used as an intermediate result in their construction of the relative neighborhood graph. We call this the *sparse neighborhood graph* for S , denoted $RNG^*(S)$.

$RNG^*(S)$ can be computed easily in $O(n^2)$ time, where $n = |S|$. An important property of this graph, which explains its intuitive appeal for nearest neighbor searching, is that if the query point happens to be equal to a point of S , then a simple greedy search (at each step visiting any neighbor closer to the query point) will succeed in locating the query point along a path of monotonically decreasing distance to the query point. The reason is that if there is no edge between the current point and the query point, there must be a closer point to which there is an edge that has pruned the query point.

Finding an upper bound on the degree of RNG^* is closely related to the classical mathematical problem of determining the densest packings of spherical caps on the surface of the d -dimensional sphere. Define the *diameter* of a spherical cap to be the maximum angle between any two points on the cap.

LEMMA 3.1. *Given a set of points S in E^d in general position (no two points are equidistant from a third point), the degree of any vertex in $RNG^*(S)$ does not exceed the number of spherical caps of diameter $\pi/3$ in a densest packing of the surface of the d -dimensional sphere.*

Proof. Let $p, r, s \in S$ be three points such that $\angle prs \leq \pi/3$. We claim that both p and s cannot be neighbors of r in $RNG^*(S)$, since, using elementary geometry, we can easily show that adding a directed edge from r to the closer of the two points p and s would prune the point farther away. Thus, if we centrally project the set of neighbors of r onto a unit d -dimensional sphere centered at r and surround each neighbor with a spherical cap of radius $\pi/6$, it follows that no two of these caps can intersect, and hence they form a packing of the surface of the d -dimensional sphere. \square

Unfortunately tight bounds for this quantity are not known for arbitrary dimension. It follows from Kabatjanskii and Levenšteĭn’s [12] upper bound on spherical packings and Shannon’s [17] and Wyner’s [22] lower bounds that as dimension goes to infinity the upper bound on the degree of any vertex p of the

$RNG^*(S)$ lies in the interval

$$[1.15^{d-1}, 1.32^{d-1}] \quad (\text{as } d \rightarrow \infty).$$

Unfortunately, these bounds are asymptotic in d , and it appears that for the relatively small values of d that we are interested in, these bounds are rather optimistic. For instance, in dimension 24, the worst case degree can be as large as 196,560 [20], while 1.32^{23} is only 593. However we conjecture that the expected degrees are much smaller than the worst case.

To establish a practical bound on the expected degree of vertices in the $RNG^*(S)$ we performed two empirical studies. One study measured the expected degree of a vertex of the graph in dimension d on point sets of size 2^d , uniformly distributed within a unit cube. With such small point sets, boundary effects (the phenomenon in high dimensions that more points tend to be near the convex hull) are quite significant in artificially decreasing the degree of the graph. We ran a second experiment, which attempted to extrapolate this to point sets so large that boundary effects are negligible. In the first experiment we generated 2^d uniformly distributed points and computed the degree of a random point. In the second experiment 100,000 points were uniformly distributed inside the hypercube and the degree of a vertex in the center was computed. In both cases, in each dimension the degree was averaged over 100 such trials. The results are presented in Fig. 4. By fitting lines to the logarithm of degrees we conjecture that for the first experiment the degree is $1.46(1.20^d)$ and for the second experiment the degree is $2.9(1.24^d)$ (and a study of residuals suggests the growth rate may be even slower). Even though this is exponential in dimension, it is acceptably small for dimensions in our range of interest.

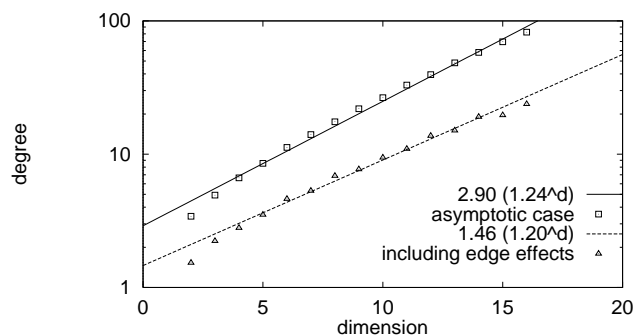


Figure 4: Expected degree of $RNG^*(S)$.

We search the graph using a *best-first* strategy. The search algorithm begins with a point p selected by choos-

ing a point from a bucket of a k - d tree that contains the query point. We maintain a set of candidates to the nearest neighbor (maintained using a heap) initially containing p . We select the nearest of the candidates that has not already been visited. The algorithm is outlined below.

```

function NN2( $p, q$ ) {
   $C := \{p\}$ ;
   $nn := p$ ;
  while ( $C \neq \emptyset$  and termination condition
        not yet met) {
     $p :=$  the point of  $C$  minimizing  $dist(q, p)$ ;
     $C := C - \{p\}$ ;
    for each undiscovered  $r$  in  $N[p]$  {
      Mark  $r$  discovered;
       $C := C + \{r\}$ ;
      if ( $dist(q, r) < dist(q, nn)$ )  $nn := r$ ;
    }
  }
  return( $nn$ );
}

```

The choice of termination conditions is somewhat subtle. Since the data structure lacks the structural information provided by other algorithms, it cannot know when it has found the nearest neighbor. In practice termination would be based on a convergence test. For this study we wanted to test the viability of this approach against other practical algorithms, such as the k - d tree [9], which was refined and analyzed empirically by Sproull [19]¹, and a simple bucketing algorithm, which was analyzed for uniform distributed data by Cleary [7] and independently by Bentley, Weide and Yao [4]. Because the algorithm based on the $RNG^*(S)$ does not guarantee finding the nearest neighbor (until all points have been enumerated), we chose as a basis for comparison the number of points considered by each algorithm until coming upon the nearest neighbor (which was pre-computed off-line). Note that both the k - d tree algorithm and bucketing algorithm continue to search until establishing firmly that this is the nearest neighbor, but the time until first discovering the nearest neighbor certainly provides a lower bound on their execution times.

The point distributions used in the experiments are described below. Some of these were presented by Bentley [3].

Uniform: Each coordinate was chosen uniformly from the interval $[0, 1]$.

¹Sproull's analysis of the k - d tree's execution time is much worse than ours for higher dimensions. We achieved much better running times through a number of small modifications to his algorithm. This has been described in [1].

Normal: Each coordinate was chosen from the normal distribution with zero mean and unit variance.

ClusNorm: Ten points were chosen from the uniform distribution and a normal distribution with standard deviation 0.05 put at each.

Laplace: Each coordinate was chosen from the Laplacian distribution with zero mean and unit variance.

To model the types of distributions seen in speech processing applications, two more point distributions were formed by grouping the output of autoregressive sources into vectors of length d . An autoregressive source uses the following recurrence to generate successive outputs:

$$X_n = \rho X_{n-1} + W_n$$

where W_n is a sequence of zero mean independent, identically distributed random variables. The correlation coefficient ρ was taken as 0.9 for our experiments. Each point was generated by selecting the first component from the corresponding uncorrelated distribution (either normal or Laplacian) and the remaining components were generated by the equation above. Further details on how to generate these autoregressive processes may be found in Farvardin and Modestino [8].

Co-Normal: W_n was chosen so that the marginal density of X_n is normal with variance unity.

Co-Laplace: W_n was chosen so that the marginal density of X_n is Laplacian with variance unity.

Speech: From a database consisting of 6.8 million samples formed by sampling speech waveform at 8 kb/s, the consecutive samples were packed in groups to yield vectors in the required dimension. In 16 dimensions, we get 425,000 vectors, from which we choose vectors randomly from the first 400,000 vectors to form the set of data vectors and choose query vectors randomly from the remaining 25,000 vectors.

To avoid cluttering the figures, we do not present the results for the *ClusNorm* and *Co-Normal* distribution; suffice it is to note that the results for these distributions were quite similar to the *Co-Laplace* distribution.

Figure 5 shows the average number of points examined by the k - d tree algorithm until termination, for a representative set of these distributions of points and over 1000 query points. For all our experiments, we constructed optimized k - d trees [9] in E^{16} . The cut planes were placed at the median, orthogonal to the coordinate axis with maximum spread. Each leaf node contained one point, which is known to lead to the best performance of the k - d tree algorithm measured in terms of

NPts	Avg Pts	Avg Cells
1000	598	38988
10000	2886	18899
100000	11189	7341

Table 1: Number of points examined by the bucketing algorithm until termination.

number of points examined until termination. In each case the data and query points are chosen from the same distribution.

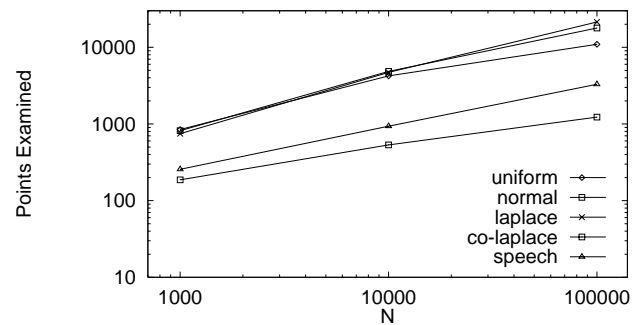


Figure 5: Average number of points examined by the k - d tree algorithm until termination.

Table 1 shows average and maximum numbers of points and cells examined until termination by the bucketing algorithm for the case of points uniformly distributed in a 16 dimensional hypercube. The hypercube was partitioned into 2^{16} equal-sized cells which were examined in increasing order of distance from the query point. We restricted our experiments with this technique to the uniform distribution because it is not easy to extend it to unbounded distributions. For 100,000 points, the results are similar to that of the k - d tree.

Because our algorithm does not have a termination condition, it is not really fair to compare it against these algorithms which are required to continue searching until they have been assured that the nearest neighbor has been found. For this reason we focused on the question of how many points will be visited until the algorithm first comes across the nearest neighbor (even though the algorithm may not know that it has done so). We computed the true nearest neighbor off-line by brute force. Figure 6 and Table 2 show the number of points examined by the k - d tree and bucketing algorithms until finding the nearest neighbor, for the same set of data and query points for which the results are shown in Figure 5 and Table 1 respectively. For both the k - d tree

NPts	Avg Pts	Avg Cells
1000	17	1079
10000	45	290
100000	189	125

Table 2: Number of points examined by the bucketing algorithm until finding the nearest neighbor.

and the bucketing algorithm, the number of points seen until finding the nearest neighbor are significantly fewer than those seen until termination. Observe also that the number of points seen by the bucketing algorithm until finding the nearest neighbor is much fewer than those seen by the k - d tree algorithm. A possible explanation of the difference is that the k - d tree algorithm does not visit the cells strictly in the order of increasing distance from the query point².

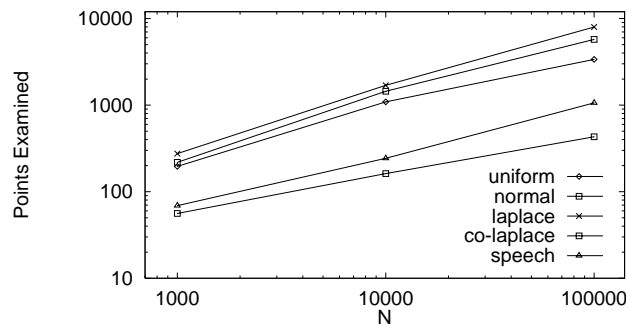


Figure 6: Average number of points examined by the k - d tree algorithm until finding the nearest neighbor.

Figure 7 shows the average number of points examined by the algorithm based on the $RNG^*(S)$ until finding the nearest neighbor under various distributions. We include in this count all the neighbors of each point which is visited by the algorithm (which implies that points may be counted multiply, but accurately reflects the running time). Figure 8 gives a comparison on uniformly distributed data for the k - d tree algorithm until termination, the k - d tree algorithm until finding the nearest neighbor, and our algorithm. Observe that the number of points examined by the algorithm based on the $RNG^*(S)$ is much fewer than that seen by the k - d

²Recently we have performed empirical studies on k - d tree variants that search cells in order of increasing distance, and have discovered that these algorithms are competitive with the RNG^* -search in terms of the number of points visited. However, the overhead of maintaining this order is quite significant. These results have been reported in [1].

tree algorithm (note that the plots are made using a logarithmic scale).

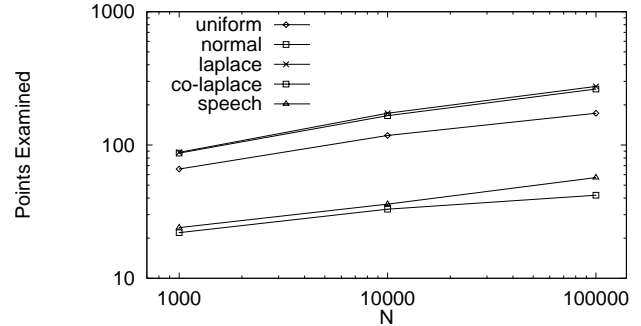


Figure 7: Average number of points examined by the algorithm based on $RNG^*(S)$.

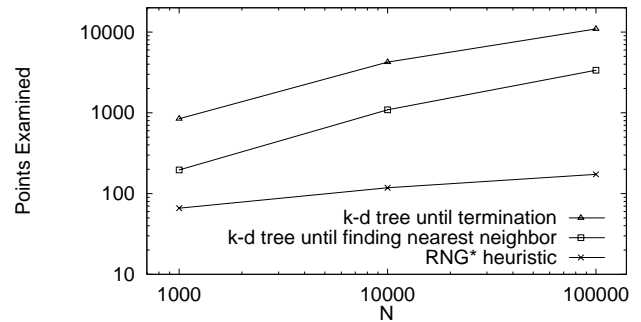


Figure 8: Comparison of the k - d tree algorithm with the algorithm based on $RNG^*(S)$.

In summary, we can make the following observations from our tests.

- The k - d tree algorithm and bucketing algorithm each come across the nearest neighbor well before their search terminates. In some sense, this extra search can be viewed as the price one pays for guaranteeing the correctness of the final output. This suggests that in applications where rapidly finding an approximation for the nearest neighbor is sufficient, the search could be terminated after relatively fewer steps.
- On uniformly distributed data the k - d tree and the bucketing algorithm perform quite comparably in terms of the number of points seen until termination.
- Our algorithm based on $RNG^*(S)$ significantly out-

performs the k - d tree algorithm for large point sets on all point distributions. For the uniform distribution the $RNG^*(S)$ algorithm is comparable to the bucketing algorithm, but the latter is impractical except for uniform data sets.

4 Conclusions

We have presented a randomized algorithm for computing approximate nearest neighbors in expected polylogarithmic query time and $O(n \log n)$ space. Because the constants involved in this algorithm are quite large, we have also presented a more practical variant. Experimental evidence indicates this algorithm is quite efficient for many input distributions and on actual speech data in dimensions as high as 16. There are a number of interesting open problems suggested by this work. The most important theoretical question is that of removing the extra logarithmic factors from the space and running time, with the goal of providing $O(\log n)$ query time and $O(n)$ space. It would also be nice to know if the results can be made deterministic. Another question is whether our search strategy could be replaced with a simpler greedy search and still guarantee polylogarithmic search time. The most important question from a practical standpoint is whether the constants (depending on d and ϵ) involved in the randomized algorithm can be reduced, or whether the efficiency of the RNG^* search can be established theoretically.

References

- [1] S. Arya and D. M. Mount. Algorithms for fast vector quantization. In J. A. Storer and M. Cohn, editors, *Proc. of DCC '93: Data Compression Conference*, pages 381–390. IEEE Press, 1993.
- [2] C.-D. Bei and R. M. Gray. An improvement of the minimum distortion encoding algorithm for vector quantization. *IEEE Transactions on Communications*, 33(10):1132–1133, October 1985.
- [3] J. L. Bentley. K - d trees for semidynamic point sets. In *Proc. 6th Ann. ACM Sympos. Comput. Geom.*, pages 187–197, 1990.
- [4] J. L. Bentley, B. W. Weide, and A. C. Yao. Optimal expected-time algorithms for closest point problems. *ACM Transactions on Mathematical Software*, 6(4):563–580, 1980.
- [5] D. Y. Cheng, A. Gersho, B. Ramamurthi, and Y. Shoham. Fast search algorithms for vector quantization and pattern matching. In *Proceedings IEEE ICASSP*, volume 1, pages 9.11.1–9.11.4, March 1984.
- [6] K. L. Clarkson. A randomized algorithm for closest-point queries. *SIAM Journal on Computing*, 17(4):830–847, 1988.
- [7] J. G. Cleary. Analysis of an algorithm for finding nearest neighbors in euclidean space. *ACM Transactions on Mathematical Software*, 5(2):183–192, June 1979.
- [8] N. Farvardin and J. W. Modestino. Rate-distortion performance of DPCM schemes for autoregressive sources. *IEEE Transactions on Information Theory*, 31(3):402–418, May 1985.
- [9] J. H. Friedman, J. L. Bentley, and R.A. Finkel. An algorithm for finding best matches in logarithmic expected time. *ACM Transactions on Mathematical Software*, 3(3):209–226, September 1977.
- [10] A. Gersho and V. Cuperman. Vector quantization: a pattern-matching technique for speech coding. *IEEE Communication Magazine*, 21(9):15–21, December 1983.
- [11] J. W. Jaromczyk and M. Kowaluk. A note on relative neighborhood graphs. In *Proc. 3rd Ann. ACM Sympos. Comput. Geom.*, pages 233–241, 1987.
- [12] G. A. Kabatjanskiĭ and V. I. Levenšteĭn. Bounds for packings on the sphere and in space (russian). *Problemy Peredaci Informacii*, 14:3–25, 1978. Also, *Problems of Information Transmission*, 1–17.
- [13] P. M. Lankford. Regionalization: theory and alternative algorithms. *Geographical Analysis*, 1(2):196–212, April 1969.
- [14] J. Matoušek. Reporting points in halfspaces. In *Proc. 32nd Ann. Sympos. Foundations of Computer Science*, pages 207–215, 1991.
- [15] F. P. Preparata and M. I. Shamos. *Computational Geometry*. Springer-Verlag, 1985.
- [16] W. Pugh. Skip lists: a probabilistic alternative to balanced trees. *Communications of the ACM*, 33(6):668–676, June 1990.
- [17] C. E. Shannon. Probability of error for optimal codes in a gaussian channel. *Bell System Technical Journal*, 38(3):611–656, 1959.
- [18] M. R. Soleymani and S. D. Morgera. An efficient nearest neighbor search method. *IEEE Transactions on Communications*, 35(6):677–679, June 1987.
- [19] R. L. Sproull. Refinements to nearest-neighbor searching in k -dimensional trees. *Algorithmica*, 6, 1991.
- [20] G. Fejes Tóth. New results in the theory of packing and covering. In *Convexity and its applications*, pages 318–359. Birkhäuser Verlag, Basel, 1983.
- [21] G. T. Toussaint. The relative neighborhood graph of a finite planar set. *Pattern Recognition*, 12(4):261–268, 1980.
- [22] A. D. Wyner. Capabilities of bounded discrepancy decoding. *Bell System Technical Journal*, 44:1061–1122, 1965.
- [23] A. C. Yao. On constructing minimum spanning trees in k -dimensional spaces and related problems. *SIAM Journal on Computing*, 11(4):721–736, 1982.
- [24] A. C. Yao and F. F. Yao. A general approach to d -dimensional geometric queries. In *Proc. 17th Ann. ACM Sympos. Theory Comput.*, pages 163–168, 1985.